



Key Books

How is the weather different in Winter?



The Tale of Jack Frost (Author David Melling)
Experiences:
 We're going on a winter walk – let's look for signs of winter.
 Catching our reflections using mirrors to then create self portraits.
 Sorting clothes suitable for winter.


Questions to ask at home: How do you know it is winter?
 Can you point out the signs of winter?



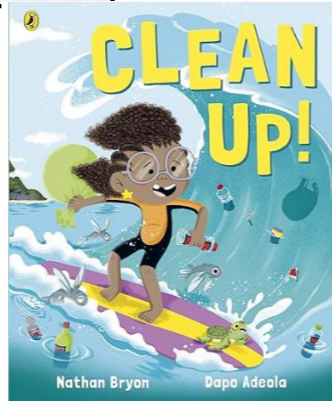
Non Fiction: Winter Books
Experiences:
 Plants / garden in the winter.
 People in the winter – clothing and comparing the UK to the Arctic.
 Animals in the winter – bird watching and making bird feeders.



Seren's Seasons (Author: Twinkl) / Weather
Experiences:
 Exploring different types of weather.
 Keeping a weekly weather log.
 Waterproof clothing
 Making rain shakers.
 Where in the world... Comparing the UK to Australia – Are seasons the same all over the world?



Mrs Mopple's Washing Line (Authors: Anita Hewett / Robert Broomfield)
Experiences:
 Exploring the wind (effects and uses)
 Story retelling / drawing a story map
 Investigating how people washed their clothes before wash machines / electricity.
 Exploring the sounds of the wind and making musical instruments to recreate wind sounds.



Clean Up (Authors: Nathan Bryon, Dapo Adeola)
Experiences:
 The importance of looking after our planet.
 Plastic pollution
 Making pledges about looking after our world
 Discussing different types of materials and recycling

Rainbow experiment
 We can create a rainbow by placing coloured skittles around the edge of a white dish. Try adding drop of cold water / warm water. What can you see? Which water worked best?



Ice! The ice in 'Jack Frost' begins to melt. Let's explore this!

The warmer the ice gets, the quicker it **melts** and turns back into **liquid water**.

Liquid water can **freeze** when it is really cold, turning it into **solid ice**.

melt melting

freeze ice

When the ice warms up it begins to melt.

Winter – Winter is the coldest time of the year. It is one of the four seasons. Winter comes after autumn and before spring.

Can you make ice at home? Put a cup of water in a cupboard and one in the freezer, which will turn into ice? why?

- Simple Facts about Winter**
1. **Winter** is the coldest season.
 2. **Snow** falls in the **Winter**.
 3. Trees stop growing in the **Winter**.
 4. Plants stop growing in the **Winter**.
 5. Nights are longer in the **Winter**.
 6. Some animals **hibernate** in the **Winter**.

Scan to go on a Winter Walk!




Winter and Weather key vocabulary
 The weather in England during the winter season can be described using the key vocabulary opposite.

Rain	Wet, damp, droplet, soggy, shower.
Wind	Rustle, flutter, flap, whistling, howling, gale, breeze/
Snow	Cold, freeze, frozen, icy, snow flake, soft, hard.
Fog	Dark, dull, mist.

Weather

Physical Development: Gross and Fine motor Skill

Squiggle Wiggle – Gross and fine motor movement: Scan to practise at home.



Square pattern.




Figure of 8.

Physical Development – Gym – rolls, jump, skip, hop, climb, crawl, balance, run.

Understanding the World: People and communities



We will share our ideas about things we would like to achieve this year.



Scan this code to find out more information about Chinese New Year.

Jigsaw- Dreams and Goals-

What are your dreams and goals? What does it mean to feel proud? Discussing aspirations, how to achieve goals and the emotions that can go with this when things are tricky.



Mathematics: Number: Numbers 6, 7 and 8 (making pairs, combining different groups) / Numbers 9 and 10 (Building 9 and 10, Early doubling, Subitising)

Number bond: a number bond is a simple addition sum which has become so familiar that a child can recognise it and complete it almost instantly.

Number of the Day		
Fewer	The same as	More

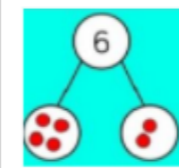
We will look at each number as a 'number of the day'. Then explore through part whole, 10 frames, subitising etc.

Making Pairs: Children build on their matching skills and begin to understand that a pair is two. We will explore arranging small numbers of items into pairs and also notice that some quantities will have and odd one left over with no partner.

Subising

Subitising is the ability to look at a small number of objects and instantly recognise how many objects there are without needing to count.

Part whole model

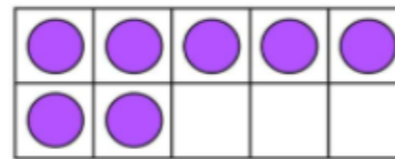


Questions to ask at home: what is the whole?
Q: how many parts do you need to sort it into?
Q: what could the parts be?
Q: are there any other ways you could sort them?

Our brains can only easily subitise numbers up to five – this is **perceptual subitising**. Anything above five is **conceptual subitising**.



10 Frame



Questions to ask at home: Can you subitise how many? How many more do you need to equal 10?



Questions to ask at home: Can you see any number spot patterns? How can you use it to subitise and count the full amount?

Expressive Arts and Design:

Attaching /modelling- Glue stick, PVA glue, spreaders, sellotape, masking tape.

Joining different media & creating new effects. Key words: cut, attach, spread.

Tools: scissors, glue spreaders.

Experiences may include:

- Creating clouds using self chosen materials (wet, dry, flaky, smooth, soft, fluffy, sticky).
- Creating using a range of 3D shape recycling materials and block play (flat)

Exploring ideas: creating cloud dough / playdough following instructions.

Drawing: Paying close attention to facial features and detail when drawing.

Tools: pencils, colouring pencils, crayons, felt pens.

Experiences may include:

- using mirrors to catch our reflection, describe what we can see and draw self portraits.
- Observational drawings of the weather.

Music: I can sing songs, which contain a small range of notes (2 or 3 notes for example).


I can perform actions to accompany songs. (Move like a snake, spider etc.)

RE – How can we help others when they need it?

Learning about and recognizing the important Christian parable of the Good Samaritan. Talking about people who help us and the people we can help.



Literacy: Reading Recapping and consolidate all level 2 sounds and introducing level 3 sounds.



Oral Segmenting – this is when you split a word up into its individual sounds (c-a-t). We call this 'robot talk'.



Oral blending – this is when you blend the sounds together to say the word (cat)..

Digraph: two letters that make one sound.


Can you recognise and say all the sounds we have learnt so far from our sound mat?



Reading Fluently – We are beginning to practice repeating back the whole sentence after we have sounded out the words to build fluency

Literacy: Writing

Orally compose a caption and hold it in memory before attempting to write it with support.



A duck and a hen.

Write from left to right and top to bottom. Begin to form recognisable letters. Begin to understand that a sentence starts with a capital letter and ends with a full stop.



Can you practise writing each letter of the alphabet using the handwriting rhymes we have sent home? Can you draw a picture and write a simple caption?