






Key Books this term:



Pete the Cat - Rocking in my school Shoes/ The Colour Monster Goes To School

These books are all about starting school.
Key vocabulary: school, community, classroom, corridor, dinner hall, library, playground.

Possible experiences:

Tour of the school, creating a photo montage of our school, rules and routines, gratitude board (5 main classroom rules), designing our own coat peg label, learning about the roles of important people in our school.

In every house and on every street!

The Whale Song

This book will help us to learn all about different communities.
The children will be talking about their families and learning about our local community.
Vocabulary: family, mum, dad, brother, sister, grandad, grandma.

Possible experiences:

We will be talking about our families, who is special to us, sharing our 'All about me' bags, drawing pictures of our families and learning learn to draw a self portrait, bringing in a family photo. We will also begin talking about how we have changed, "When I was a baby".

Houses and Homes around the World

The Three Little Pigs

We will be talking about the houses that we live in, exploring houses in our local community and comparing those to houses around the world.
Vocabulary: house, flat, bungalow, terraced house, window, door, roof, chimney, garden, fence, wall.

Possible experiences:

Learning about our local community, where we live, the houses we live in, comparing our houses to those around the world. Retelling The Three Little Pigs, investigating building materials and building houses.

How can you learn at home?

Encourage independence -

Teach your child how to get dressed independently, including putting on their own coat and shoes.

Our Family -

Can you name the members of your family?
Can you talk about the things you like to do as a family?

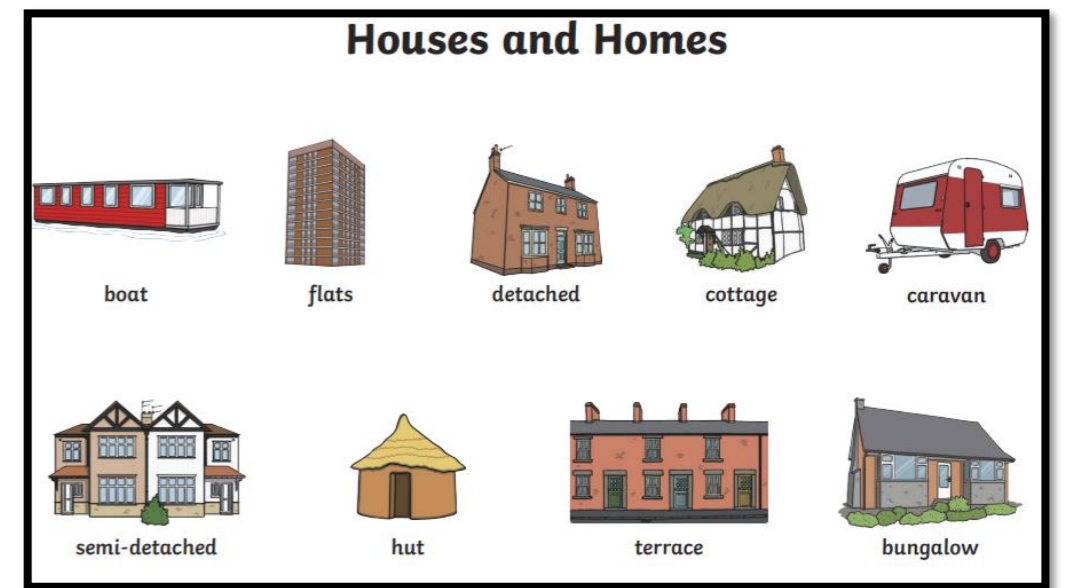

Create a picture of your family/ make a family tree.

What special events have you shared together as a family?

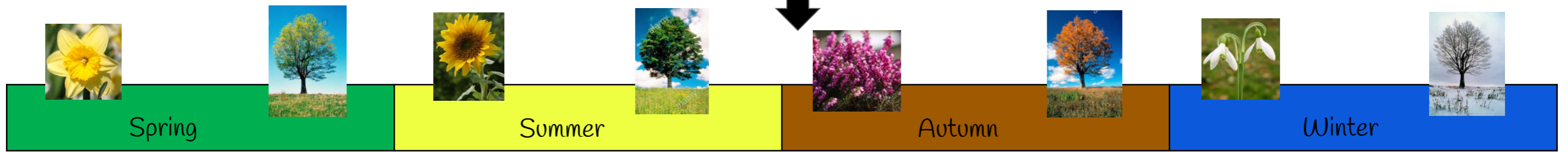
Find a photograph of your family and bring it to school to share with your class if you haven't already.


Singing/Rhymes

Practise singing nursery rhymes.



Starting School





Music: Charanga – Me!

Pulse : the regular heartbeat of a piece.

I can keep a steady pulse with some accuracy.


I can imitate movements in response to music.

I can sing a variety of nursery rhymes and action songs.



Physical Development: Gross and Fine motor Skill

Gross and fine motor movement using wavy lines, zig zag lines and arches.



Physical Development – Spatial awareness / Funky Feet

We will be playing listening and attention games PE that will involve the children negotiating the space around them, carefully changing direction etc. Further develop the skills they need to manage the school day successfully: lining up and queuing, mealtimes, personal hygiene.

Understanding The World:

To explore the world around us, making observations of colour.

To participate in discussions and offer my own ideas using scientific words.

To understand some important processes and changes in the world, including colour and how they change by mixing.

Expressive Arts and Design: Art /D&T

Painting and drawing focus: using colours for a purpose and specific tools for using lines and circles to represent shapes and objects. Exploring how we can mix colours

We will be choosing colours for a purpose when we are learning how to draw a self portrait.

Tool bench / area learning how to small 'Tap Tap' boards and small hammers to tap pins into a cork board to make a picture using wooden shapes.

Outdoor Explorers:

Exploring the changes that occur in the natural world in autumn. Looking at the signs of autumn and at autumn leaves, autumn seeds, squirrels, bird migration and spiders. Children will also learn to respect and care for the natural environment.

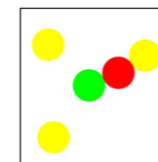
Maths: Number and Place Value. Numbers to 5

Subitising: is the rapid, accurate, and confident judgments of numbers performed for small numbers of items.



Comparing groups within 5 – using amounts up to 5 we will be comparing different numerical representations.

Comparing quantities of identical

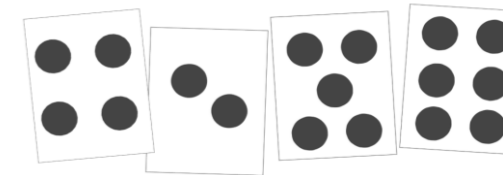
Objects / non identical objects



Key Texts:



Can you play subitising dice or card games at home?



Literacy: Reading

Recapping concepts of print

Level 1: hearing initial sounds, oral blending.

Level 2: We will begin learning the sounds that some letters make.


We will begin with s, a, t, p, i, n, m, d, g, o, c, k

Literacy: Writing: We will be working on pencil grip, ensuring correct formation of letters in our name and giving meaning to our marks and symbols.

Oral blending – this is when you blend the sounds together to say the word (cat). We use a blending arm motion from left to right to help blend the sounds together.



Tripod pencil grip



PSED: Being Me In My World Who Am I and How Do I Fit in?

Understanding who we are and that everyone is similar and different. Talking about and recognising our feelings. Working together and being kind. Becoming responsible members of the school community.

RE: Why is the word 'God' so important to Christians?



Each week we will be enjoy a different story in our daily 'Drawing Club' time. We will immerse ourselves in the story, learning new vocabulary, exploring the character and setting and letting our imaginations soar as we wonder about different elements of the story.