







Key Stage 1 Assessment Results

		2016 SCHOOL	2016 NAT	2017 SCHOOL	2017 NAT	2018 SCHOOL	2018 NAT	2019 School	2019 NAT	2022 School	2022 NAT	2023 School	2023 Nat
Reading	Working towards expectation WTS	40%	26%	47%	24%	33%	24.5%	40%	25%	52%	30%	29%	22%
	Expected EXS or better	60%	74%	53%	76%	67% (71%)	75.5%	60% (64%)	75%	48%	70%	61% ↑	68%
	Working at Greater Depth GDS	13%	24%	23%	25%	20%	26%	37% (39%)	25%	0%	18%	18% ↑	19%
Writing	Working towards expectation WTS	60%	34%	60%	32%	40%	30%	53%	31%	54%	42%	46%	40%
	Expected EXS or better	40%	66%	40%	68%	60% (64%)	70%	43% (46%)	69%	44%	58%	54% ↑	60%
	Working at Greater Depth GDS	0%	13%	3%	16%	10% (11%)	16%	20% (21%)	15%	0%	8%	11% ↑	8%
Maths	Working towards expectation WTS	30%	27%	30%	25%	37%	24%	40%	24%	48%	32%	43%	30%
	Expected EXS or better	70%	73%	70%	75%	63% (68%)	76%	60% (64%)	76%	52%	68%	57% ↑	70%

	Working at Greater Depth GDS	3%	18%	10%	21%	0%	22%	30% (32%) 	22%	0%	15%	14% 	16%
RWM	Working towards expectation WTS	60%	40%	60%	36%	43%	35%	57%	35%	63%	47%	50%	48%
	Expected EXS or better	40%	60%	40%	64%	57% (61%) 	65%	43% (46%)	65%	37%	53%	50% 	56%
	Working at Greater Depth GDS	0%	9%	0%	11%	0%	12%	20% (21%) 	11%	0%	6%	11% 	6%