

Key Stage 1 SATs



Key Stage 1 SATs Changes

- In 2014/15 a new national curriculum framework was introduced by the Government for Years 1, 3, 4 and 5.
- However, Years 2 and 6 (due to statutory testing) continued to study the previous curriculum for one further year.
- In 2015/16 children in all years at Key Stage 1 and 2 are expected to now study the new national curriculum.
- KS1 (Year 2) and KS2 SATs (Year 6) will reflect the new curriculum for the first time this year.

Assessment and Reporting

- 'Old' national curriculum levels (e.g. Level 3, 4, 5) have now been abolished, as set out in the government guidelines.
- From 2016, test scores will be reported as 'scaled scores'.
- This means it is very difficult to compare the assessment of a previous year with the current year. It has been difficult to also practice as we have only one official paper to practice from.
- Your child will still be taught with the highest expectations and cover all required elements of the curriculum, similar to previous years. THIS YEAR THE MESSAGE TO MISS THURLOW was to concentrate on teaching well!
- The new curriculum is more rigorous and sets high expectations which all schools have had to work hard to meet since the beginning of last year.

Scaled Scores

What is meant by 'scaled scores'?

- It is planned that 100 will always represent the 'national standard'.
- Each pupil's raw test score will therefore be converted into a score on the scale, either at, above or below 100.
- The scale will have a lower end point somewhere below 100 and an upper end point above 100.
- A child who achieves the 'national standard' (a score of 100) will be judged to have demonstrated sufficient knowledge in the areas assessed by the tests.

Scaled Score Examples

On publication of the test results in July 2016:

- A child awarded a scaled score of 100 is judged to have met the 'national standard' in the area judged by the test.
- A child awarded a scaled score of more than 100 is judged to have exceeded the national standard and demonstrated a higher than expected knowledge of the curriculum for their age.
- A child awarded a scaled score of less than 100 is judged to have not yet met the national standard and performed below expectation for their age.
- Marking guidance for KS1 tests will include conversion tables. Teachers will use these to translate pupil's raw scores into scaled scores to see whether each pupil has met the national standard. Teachers will use the scaled scores to inform their teacher assessment judgements.

The Tests

In May, Year 2 children will take SATS in:

- Reading;
- **English grammar, punctuation and spelling;**
CANCELLED – DFE leaked the exam paper online and therefore have cancelled this test.
- Maths.

Reading

The Reading Test consists of two separate papers:

- Paper 1 – Contains a selection of texts totalling between 400 and 700 words with questions about the text.
- Paper 2 – Contains a reading booklet of a selection of passages totalling 800 to 1100 words. Children will write their answers to questions about the passage in a separate booklet.
- Each paper is worth 50% of the marks and should take approximately 30 minutes to complete, although the children are not being assessed at working at speed so will not be strictly timed.
- The texts will cover a range of poetry, fiction and non-fiction.
- Questions are designed to assess the comprehension and understanding of a child's reading.
- Some questions are multiple choice or selected response, others require short answers and some require an extended response or explanation.

Spelling, Punctuation and Grammar

The test consists of three separate papers:

- A spelling test is administered containing 20 words, lasting approximately 15 minutes and worth 10 marks.
- A separate test is given on punctuation, vocabulary and grammar worth 20 marks and split into two sections lasting approximately 10 minutes per section. This test requires short answers to questions and has some that are multiple choice.
- There is also a grammar and punctuation written task, worth 15 marks. Handwriting will be worth 4% of the marks. A prompt and stimulus for a short piece of writing with a clear text type, audience and purpose is given to the children. This task will last approximately 20 minutes.

Sample Questions

Grammar, Punctuation and Vocabulary Paper

Year 2 English Grammar and Punctuation Test 1

4. Tick the correct word to complete the sentence below.

I really don't like washing my face _____ I have to do it.

Tick **one**.

or

and

but

2

1 mark

CHAPT
ER
menu


NEXT
PAGE

Sample Questions

Grammar, Punctuation and Spelling Paper

9. **Draw lines** to match the groups of words that have the same meaning.
One has been done for you

I will	it's
you have	I'll
it is	didn't
did not	you've



1 mark

CHAPT
ER
menu

NEXT
PAGE

Mathematics

Children will sit two tests: Paper 1 and Paper 2:

- Paper 1 is for arithmetic, lasting approximately 25 minutes and worth 25 marks. It covers calculation methods for all operations.
- Paper 2 covers problem solving, reasoning and mathematical fluency, lasts for approximately 35 minutes and is worth 35 marks.
- Pupils will still require calculation skills and questions will be varied including multiple choice, matching, true/false, completing a chart or table or drawing a shape. Some questions will also require children to show or explain their working out.

Sample Questions

Maths Paper 1: Arithmetic

2. Recall and use addition and subtraction facts to 20 fluently, and derive and use related facts up to 100.

a) Circle 2 vegetables which I can buy for exactly 20p.



8p



7p



17p



12p



14p



13p

b) This shop is more expensive. Circle 2 vegetables I can buy for exactly £1.00.



50p



20p



80p



70p



40p



30p

c) How much change will I get from £1.00 if I buy a pepper?



1 mark



1 mark











1 mark

Sample Questions

Maths Paper 2: Reasoning

f) Fill in the gaps in the tally chart about class 3.

Pet	Tally	Number
		
		9
		
		3
		

Write 2 different questions you could ask someone about this tally chart information.



5 marks



1 mark



1 mark

How to Help Your Child

- First and foremost, support and reassure your child that there is nothing to worry about and that they should always just try their best. Praise and encourage! These tests are for the school NOT them... the information from their class assessment offers much more important information than a test ever could!
- Ensure your child has the best possible attendance at school.
- Support your child with any homework tasks.
- Reading, spelling and arithmetic (e.g. times tables) are always good to practise.
- Talk to your child about what they have learnt at school and what book(s) they are reading (the character, the plot, their opinion).
- Make sure your child has a good sleep and healthy breakfast every morning!

Reporting this information

- As with previous years, the results of the SATs tests will be reported in the school reports (due mid July).
- The results will be displayed next to the school's teacher assessment information.

How the school uses this information

- The information the school gathers from these tests is not wasted...

All year teachers have been recording evidence of children meeting a particular year group expectation.

The school will use the information from the test as a piece of evidence.

The logo consists of the letters 'T', 'G', and 'M' in a large, blue, serif font. The 'G' is positioned between the 'T' and the 'M', and is slightly larger and more prominent.

Year 1 Maths Targets

	Seen in lessons	Follow up	Application
•Count reliably to 100	22.08	22.08	22.08
•Count on and back in 1s, 2s, 5s, and 10s from any given number to 100	22.08	22.08	
•Write all numbers in words to 20	22.08	22.08	
•Say the number that is one more or one less than a number to 100			
•Recall all pairs of additions and subtractions number bonds to 20			
•Add and subtract 1-digit and 2-digit numbers to 20, including zero	22.08	22.08	22.08
•Know the signs (+); (-) and (=)			